

Side Hinged Doors. GSW 40-L.



carTeck®

Garage Doors and Side Doors

In a wide range of designs - numerous finishes,
surfaces, colours and glazing elements



Side Hinged Doors GSW 40-L



Superior quality

Teckentrup side hinged garage doors and personnel doors are quite simply the very best. The solid panels, engineered hollow section aluminium frames and high grade fittings result in a door that closes with a reassuringly deep "clunk".

Security is excellent and the range of styles, finishes and windows allows personalisation to suit your tastes. 1/2 and 1/2 opening and asymmetric configurations further increase versatility.



Solid 40mm thick panels

Doors are built with 40mm thick interlocking panels and an aluminium hollow section frame that provides excellent strength, rigidity and resistance to corrosion.

The mitred door leaf frame and door frame are finished in a matching smooth finish for white, Trend and RAL coloured doors and a complimentary flat colour for Golden Oak (RAL8003), Rosewood (RAL8016), Night Oak (RAL8014) and Winchester (RAL8001) wood design finishes. The door frame colour shade and surface lustre will show a variance from the panel finish as the base material and coating methods are different.

Neat inside too

The inside of the door is very presentable. There are no unsightly bracings just a wipe clean surface finished in a practical grey white stucco texture (RAL 9002).



You imagine it,
We make it!

Panels, windows
and finishes
combine to
create almost
unlimited choice



Georgian Asymmetric Horizontal - Woodgrain Golden Oak



Georgian Vertical - Woodgrain Rosewood



Centre-Ribbed



Standard-Rib Vertical - Woodgrain White



Centre-Ribbed Vertical - Woodgrain White



Solid Vertical - Woodgrain White



Solid Vertical



Every detail, perfect



High quality hinges

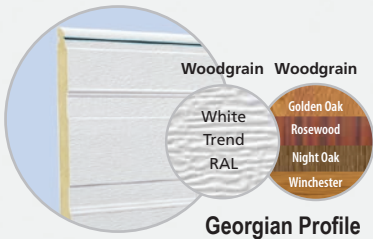
Aluminium hinges with secured hinge bolts make it extremely difficult to lever open the door and are easily adjusted. 2 or 3 hinges are fitted to each leaf dependent on size.



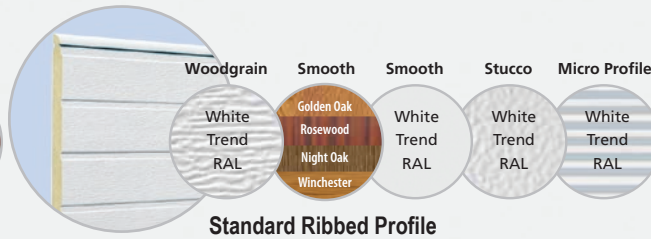
Double weather strips & mitred corners

In addition to the circumferential weather strip around the door leaf, the door frame has a three-sided weather strip for excellent draught reduction. Profiles are mitre jointed for a neat finish.

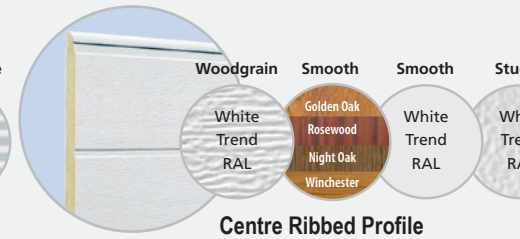
Finished in style Each profile is available in a selection of finishes as shown.



Georgian Profile



Standard Ribbed Profile



Centre Ribbed Profile



bed Vertical - Woodgrain Moss Green



Solid Horizontal with Porthole Windows - Smooth

Unlimited combinations, well almost!

There are literally hundreds of possible combinations of texture and finish making it easy to adapt the door to suit your home. Each profile is available in the textures shown above plus all Trend colours and almost all RAL colours.

Doors are supplied as standard in traffic white embossed wood grain on the outside (similar to RAL 9016) and grey white embossed stucco on the inside (RAL 9002).

Golden Oak, Rosewood, Night Oak and Winchester are wood design finishes that match well with UPVC doors and windows. Trend colours are selected popular colours, however almost all RAL colours are available as an option - just ask.



al - Woodgrain White



Standard-Rib Horizontal - Woodgrain White



Centre-Ribbed Horizontal - Woodgrain White



Solid Horizontal - Woodgrain

Every aspect of the door is designed and built to exacting standards.

Guarantee All doors have a 2 year guarantee against mechanical defects and a 10 year guarantee against perforation of the door panel. Terms and conditions apply, visit www.teckentrupdepot.co.uk for details



Standard Threshold
The aluminium profile supplied as standard provides a simple low profile threshold.

Door stays
These top grade, spring dampened stays hold the door securely in the open position. A simple de-latch motion releases the held door leaf. Any leaf below 780mm wide (including asymmetric side hinged doors) will not have a stay. Note - not designed for high wind applications.

Lipped Threshold
For an improved weather protection a stepped aluminium threshold with a bulb weather strip is available as an optional extra. The door leaves close against the raised weather strip creating an improved barrier to dust and debris. The threshold includes a thermal break reducing heat transfer.

Flush bolt security
The inactive leaf is secured with flush bolts to the top and bottom of the leaf. The picture also shows the rot proof floor weather strip and the inner rebate.

Stainless steel handles & Security Locking
High grade stainless steel handles and lock covers are tough and attractive, whilst the latch and dead bolt combination provides dependable security. If you have a specific hardware requirement, talk to us as alternative designs can often be accommodated.

Triple Point Locking Option
The active leaf is available with three point locking for greatly enhanced security. The locks provide enhanced strength to combat attempts to force them apart.

RAL Colours

Micro Profile: White Trend RAL, White Trend RAL

Woodgrain: White Trend RAL, Golden Oak, Rosewood, Night Oak, Winchester

Smooth: White Trend RAL

Stucco: White Trend RAL

Solid Profile: White Trend RAL

Trend Colours

Flame Red RAL 3000	Fir Green RAL 6009	Moss Green RAL 6005	Sepia Brown RAL 8014
Window Grey RAL 7040	Anthracite Grey RAL 7016	White Aluminium RAL 9006	Cream RAL 9001
Quartz Grey RAL 7039	Light Grey RAL 7035	Grey Aluminium RAL 9007	Jet Black RAL9005
Steel Blue³ RAL 5011	Umbr Grey RAL 7022	TT 703 A special satin metallic effect - grey with micaeous iron ore particles.	

³whilst stocks last **Please Note:** Where doors are exposed to direct sunlight dark colours should be avoided. Colours will be similar to the RAL references stated.

Trend or RAL?

Trend colours are selected shades that have generally come to be considered as the most popular colours for garage doors. The colours are held as coated steel from which door panels are made to order.

If the colour you require is not available as a Trend colour, we are able to coat our standard panels to a RAL colour. For doors coloured in this way, doors are made and cut to size from white panels and then sprayed to the required colour.

Make the most of light

Scratch-resistant, 20mm double glazed, easy-clean windows in attractive designs allow natural light into your garage.

Each style is available with clear, frosted or satin glazing. The window units are fitted with a polyurethane frame that is coloured to match or compliment the panel colour of the door.



**Available on standard ribbed, Centre ribbed and solid profile doors only.



White Solid Horizontal - Smooth TT 703 Centre-Ribbed Horizontal - Smooth White Centre-Ribbed Horizontal - Woodgrain Moss Green

Square Type 1 Stainless Square Type 2 Stainless Round Stainless

Installation Dimensions Side Hinged Doors

Performance features EN 13241-1 for Declaration of Performance see <http://www.teckentrupdepot.co.uk/downloads/pdf/Side%20Hinged-DOP.pdf>

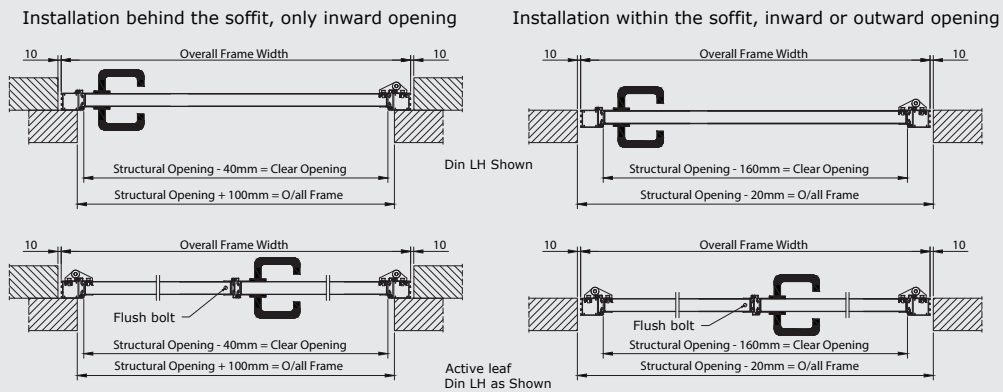
Heat Insulation (DIN EN ISO 12428)	NPD
Air permeability (DIN EN 12426)	NPD
Resistance to wind load (DIN EN 12424)	Class 2
Resistance to water penetration (DIN EN 12425)	NPD
Fire behaviour (DIN EN 4102)	NPD

Teckentrup side hinged doors are manufactured to high standards and it is always our intention to market our products in an honest fashion. The above table is shown to illustrate that we make no performance claims that can be measured against the identified standards. Whilst our door panels have a rigid foam core, the hollow section frame and the attachment of hardware act as a thermal bridge between the inner and outer surface and, as such, we make no claims for insulating properties.

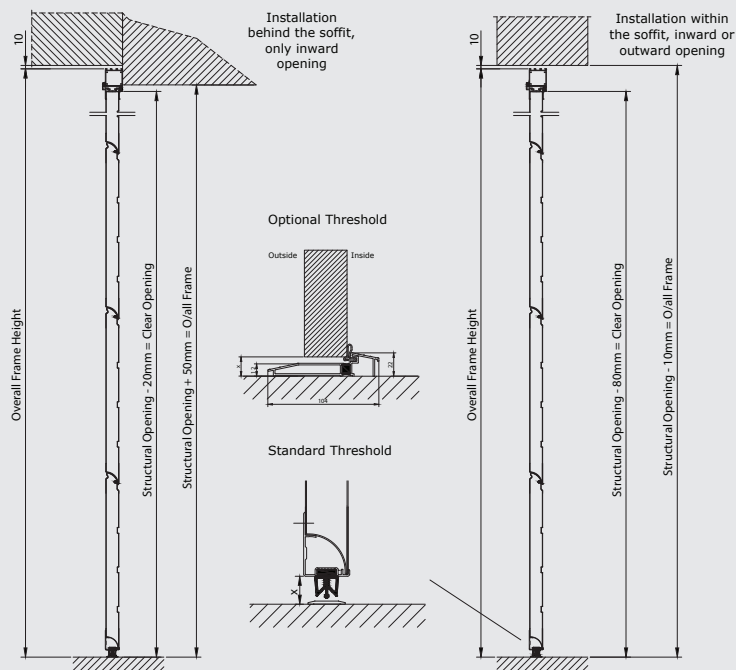
Note: The data is provided as a guide only as variances will occur with panel design.



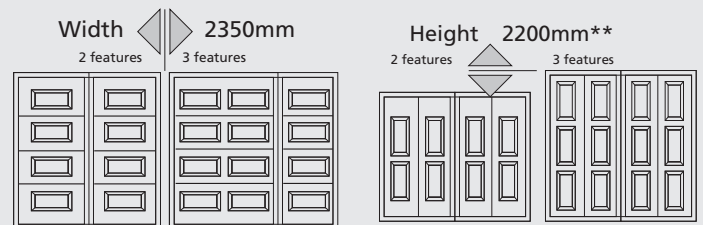
The section height and the height of the handle 'x' depend on the actual door height and construction of the door.



IMPORTANT
When doors are ordered as a structural opening size, Teckentrup UK will deduct 20mm from the width and 10mm from the height for coursing tolerance.
If this is more tolerance than you wish, please state the over-frame dimension you require.



Georgian Doors
Horizontal doors have 2 columns of features as standard arranged 1/2 - 1/2, changing to an asymmetric three columns at the width shown right. 1/2 - 1/2 vertical doors have 2 rows of features as standard changing to three at the height shown right.



Minimum width Georgian single leaf 850mm, double leaf 1350mm

**2250mm with windows

The Complete Solution

Alternative or complimentary

Side Hinged and Sectional Garage Doors

Side hinged doors are an alternative to sectional doors but can also compliment them with matching side access. Getting your lawn mower out of the garage? A side hinged door is perfect and, for ride on mowers, a pair of doors allows drive in access.

For full details of the Teckentrup sectional garage door range, call 01925 924050 for a copy of our brochure or visit www.teckentrupdepot.co.uk.



Outstanding products, British company



Teckentrup UK

Teckentrup is based in Warrington and manufactures side hinged garage doors, personnel doors, sectional garage doors and steel hinged doorsets. It is part of a global network of companies that manufacture and distribute products from Teckentrup GmbH, based in Germany. Teckentrup UK is a British company, that takes German engineering excellence and adds British know-how to produce a unique range of high quality products!

Teckentrup UK Limited, Unit 7, 8 & 9, Gemini Trade Park, Europa Boulevard, Warrington WA5 7YF www.teckentrupdepot.co.uk
t: 01925 924 050 f: 08701 314 843 e: sales@teckentrup.co.uk

Colour The door frame colour shade and surface lustre will show a variance from the panel finish as the base material and coating methods are different. Where differing materials and process are adopted, such as side hinged GSW 40L garage doors, there may be some colour matching variations. Differing light conditions may further reduce or highlight this effect. The colours RAL9006 and 9007 pose particular problems when colour matching, more information is available via the sales office. **Please Note:** Where doors are exposed to direct sunlight dark colours should be avoided. Colours will be similar to the RAL references stated and colours shown in this brochure and are approximations only and limited by the printing process.

